



3. NEWS AND POEMS

WORKSHEET 1

1. A newsletter

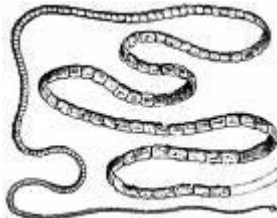
Search the Internet and find any up to date news about parasites in the world. Make a short summary. In groups compile *The Parasite News*, include pictures, comics etc. Any satire or comedy spoof writing are also accepted. If you need inspiration, see the article below:

<http://www.thespoof.com/news/spoof.cfm?headline=s5i53412>

2. Write a haiku or poem about parasites. Use your mother tongue and any other foreign language(s) you know.
3. Design your book (blog) of parasites.

Some ideas for the design of your book:

- a) Make a tapeworm-shaped folded book of poetry, add illustrations.



- b) You can fold the book according to these instructions.

- Take a sheet of paper.
- Fold it to half on both directions. Look at the drawing.

--	--	--	--




- Open the paper and fold it in half

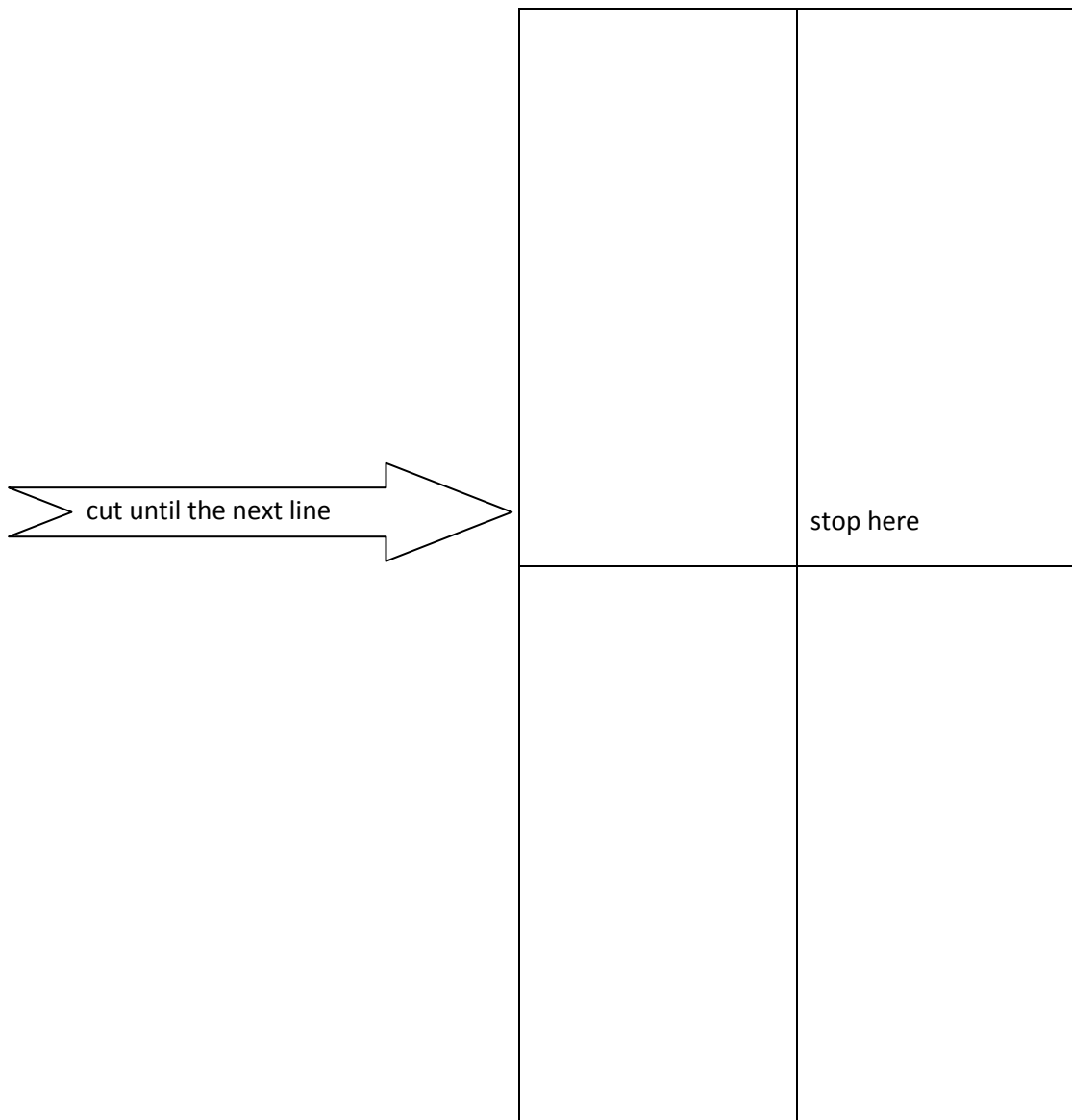


PARASITES

Anu Parts & Mare Kallas



- Take scissors and cut until the line



- Open the paper and fold it by the longitudinal line. Press it gently and you can see the little book formation. Be creative.



PARASITES

Anu Parts & Mare Kallas



Parasite poetry

2009